





































































27 100m Backstroke Women Final

























Official







Total

Rank	Competitor	Age	Club	RT	PTS	Result
1	 McLaren C...	15	 Trojans Swi...	0.57		1:05.91 Entry: 1:06.99 -1.08
	25m: 15.40		50m: 31.87 (16.47)			
	75m: 48.94 (17.07)		100m: 1:05.91 (16.97)			
2	 Bunker Ziva	13	 Whanganui...	0.62		1:06.68 Entry: 1:07.29 -0.61
	25m: 16.03		50m: 32.56 (16.53)			
	75m: 49.97 (17.41)		100m: 1:06.68 (16.71)			
3	 Rudge Zya...	15	 Enterprise ...	0.64		1:08.46 Entry: 1:11.75 -3.29
	25m: 15.83		50m: 32.83 (17.00)			
	75m: 50.75 (17.92)		100m: 1:08.46 (17.71)			
4	 Harper Ma...	13	 Trojans Swi...	0.71		1:09.79 Entry: 1:11.20 -1.41
	25m: 16.72		50m: 34.24 (17.52)			
	75m: 52.26 (18.02)		100m: 1:09.79 (17.53)			
5	 Donnelly E...	15	 Greendale ...	0.69		1:09.99 Entry: 1:09.97 +0.02
	25m: 16.27		50m: 33.96 (17.69)			
	75m: 52.35 (18.39)		100m: 1:09.99 (17.64)			
6	 Willoughby ...	13	 Comet Swi...	0.66		1:10.74 Entry: 1:12.31 -1.57
	25m: 16.08		50m: 33.81 (17.73)			
	75m: 52.20 (18.39)		100m: 1:10.74 (18.54)			
7	 Baskett Zoe	13	 Whanganui...	0.59		1:11.98 Entry: 1:14.56 -2.58
	25m: 16.86		50m: 35.19 (18.33)			
	75m: 53.83 (18.64)		100m: 1:11.98 (18.15)			
8	 Whyte Ciara	15	 Pirates Swi...	0.77		1:13.20 Entry: 1:14.40 -1.20
	25m: 17.16		50m: 35.85 (18.69)			
	75m: 54.96 (19.11)		100m: 1:13.20 (18.24)			
9	 Dorricott R...	13	 Whanganui...	0.74		1:13.38 Entry: 1:13.83 -0.45
	25m: 17.45		50m: 35.81 (18.36)			
	75m: 54.79 (18.98)		100m: 1:13.38 (18.59)			
10	 Williams Br...	12	 Enterprise ...	0.66		1:13.98 Entry: 1:17.83 -3.85
	25m: 17.10		50m: 35.57 (18.47)			
	75m: 54.63 (19.06)		100m: 1:13.98 (19.35)			

11	 Gill Harper	15	 Heretaunga...	0.80	1:14.82 -2.73 Entry: 1:17.55
	25m: 17.61		50m: 36.09 (18.48)		
	75m: 55.23 (19.14)		100m: 1:14.82 (19.59)		
12	 Gruiters Ca...	13	 Trojans Swi...	0.63	1:14.93 -1.62 Entry: 1:16.55
	25m: 17.38		50m: 36.07 (18.69)		
	75m: 55.82 (19.75)		100m: 1:14.93 (19.11)		
13	 Mill Emma	13	 Trojans Swi...	0.73	1:16.08 -0.07 Entry: 1:16.15
	25m: 18.63		50m: 37.74 (19.11)		
	75m: 57.34 (19.60)		100m: 1:16.08 (18.74)		
14	 Phelps Sop...	13	 Enterprise ...	0.61	1:17.64 -0.62 Entry: 1:18.26
	25m: 18.26		50m:		
	75m: 58.20 (58.20)		100m: 1:17.64 (19.44)		
15	 Davies Aryah	12	 Heretaunga...	0.66	1:18.51 -1.30 Entry: 1:19.81
	25m: 17.92		50m: 37.70 (19.78)		
	75m: 58.28 (20.58)		100m: 1:18.51 (20.23)		
16	 Mananes E...	14	 Central Ha...	0.85	1:18.85 -3.00 Entry: 1:21.85
	25m: 19.92		50m: 39.37 (19.45)		
	75m: 59.23 (19.86)		100m: 1:18.85 (19.62)		
17	 Terry Mead...	11	 Napier Aqu...	0.68	1:20.72 -2.50 Entry: 1:23.22
	25m: 19.38		50m: 40.22 (20.84)		
	75m: 1:01.35 (21.13)		100m: 1:20.72 (19.37)		
18	 Kopu Sophia	11	 Whanganui...	0.73	1:21.74 -0.11 Entry: 1:21.85
	25m: 19.29		50m: 39.81 (20.52)		
	75m: 1:01.47 (21.66)		100m: 1:21.74 (20.27)		
19	 Williams Al...	12	 Enterprise ...	0.67	1:22.12 -2.45 Entry: 1:24.57
	25m: 19.14		50m: 40.20 (21.06)		
	75m: 1:01.39 (21.19)		100m: 1:22.12 (20.73)		
20	 Johnson H...	13	 Greendale ...	0.80	1:22.24 +1.86 Entry: 1:20.38
	25m: 18.20		50m: 38.65 (20.45)		
	75m: 1:00.61 (21.96)		100m: 1:22.24 (21.63)		
21	 Travers Syl...	14	 Pirates Swi...	1.19	1:23.74 -0.98 Entry: 1:24.72
	25m: 19.63		50m: 40.36 (20.73)		
	75m: 1:01.90 (21.54)		100m: 1:23.74 (21.84)		
22	 Klaus Brian...	12	 Greendale ...	0.75	1:24.19 -3.19 Entry: 1:27.38
	25m: 19.08		50m:		
	75m: 1:02.94 (1:02.94)		100m: 1:24.19 (21.25)		

23	 Wilson-Win...	10	 Whanganui...	0.70	1:24.72 Entry: 1:25.61 -0.89
	25m: 19.71	50m:			
	75m: 1:03.64 (1:03.64)	100m: 1:24.72 (21.08)			
24	 Rasmusse...	14	 Napier Aqu...	0.72	1:25.53 Entry: 1:25.62 -0.09
	25m: 20.07	50m: 41.37 (21.30)			
	75m: 1:03.79 (22.42)	100m: 1:25.53 (21.74)			
25	 Baskett Molly	12	 Whanganui...	0.86	1:25.76 Entry: 1:28.13 -2.37
	25m: 20.49	50m: 42.49 (22.00)			
	75m: 1:04.58 (22.09)	100m: 1:25.76 (21.18)			
26	 Meynell Kate	13	 Greendale ...	0.84	1:27.23 Entry: 1:27.57 -0.34
	25m:	50m: 41.98 (41.98)			
	75m: 1:04.74 (22.76)	100m: 1:27.23 (22.49)			
27	 Greer Heidi	10	 Napier Aqu...	0.76	1:29.20 Entry: 1:34.43 -5.23
	25m: 20.61	50m: 42.38 (21.77)			
	75m: 1:06.22 (23.84)	100m: 1:29.20 (22.98)			
28	 Elton Honor	12	 Trojans Swi...	0.79	1:29.22 Entry: 1:32.02 -2.80
	25m: 21.01	50m: 43.70 (22.69)			
	75m: 1:07.19 (23.49)	100m: 1:29.22 (22.03)			
29	 Johnson H...	10	 Trojans Swi...	0.87	1:31.90 Entry: 1:35.04 -3.14
	25m: 21.67	50m: 45.14 (23.47)			
	75m: 1:09.78 (24.64)	100m: 1:31.90 (22.12)			
30	 Wedd Han...	10	 Trojans Swi...	0.61	1:32.10 Entry: 1:34.40 -2.30
	25m: 22.17	50m: 46.21 (24.04)			
	75m: 1:10.29 (24.08)	100m: 1:32.10 (21.81)			
31	 Howard Kat...	12	 Napier Aqu...	0.93	1:32.66 Entry: 1:35.12 -2.46
	25m: 22.44	50m: 45.54 (23.10)			
	75m: 1:08.87 (23.33)	100m: 1:32.66 (23.79)			
32	 McCullum ...	10	 Whanganui...	0.67	1:34.83 Entry: 1:38.01 -3.18
	25m: 21.28	50m: 45.03 (23.75)			
	75m: 1:09.97 (24.94)	100m: 1:34.83 (24.86)			
33	 Bennetts H...	9	 Whanganui...	0.65	1:35.91 Entry: 1:37.48 -1.57
	25m: 22.80	50m: 47.46 (24.66)			
	75m: 1:12.13 (24.67)	100m: 1:35.91 (23.78)			
34	 Thorpe Mai...	9	 Enterprise ...	0.67	1:41.25 Entry: 1:43.42 -2.17
	25m: 23.60	50m: 49.36 (25.76)			
	75m: 1:15.69 (26.33)	100m: 1:41.25 (25.56)			

35	 Harkness E...	10		Napier Aqu...	0.78	1:47.68 Entry: 1:50.92 -3.24
	25m: 24.26		50m: 51.22 (26.96)			
	75m: 1:20.12 (28.90)		100m: 1:47.68 (27.56)			
-	 Sim Keeva	11		Trojans Swi...	0.66	DSQ
-	 Godwin Em...	28		Heretaunga...	0.56	Entry: 1:00.34 -0.24
	25m: 13.89		50m: 29.02 (15.13)			
	75m: 44.59 (15.57)		100m: 1:00.10 (15.51)			
-	 van Veldhui...	17		Heretaunga...	0.60	Entry: 1:03.47 -1.34
	25m: 14.59		50m: 29.86 (15.27)			
	75m: 45.98 (16.12)		100m: 1:02.13 (16.15)			
-	 Cole Charl...	20		Heretaunga...	0.64	Entry: 1:05.94 +0.09
	25m: 14.76		50m: 31.41 (16.65)			
	75m: 48.62 (17.21)		100m: 1:06.03 (17.41)			
-	 Stanford H...	17		Trojans Swi...	0.63	Entry: 1:06.24 -1.96
	25m: 15.20		50m: 31.20 (16.00)			
	75m: 47.79 (16.59)		100m: 1:04.28 (16.49)			
-	 McLaren K...	18		Trojans Swi...	0.67	Entry: 1:07.04 -0.75
	25m: 15.79		50m: 32.39 (16.60)			
	75m: 49.55 (17.16)		100m: 1:06.29 (16.74)			
-	 Skidmore E...	18		Trojans Swi...	0.74	Entry: 1:07.81 -2.46
	25m: 15.53		50m: 31.70 (16.17)			
	75m: 48.44 (16.74)		100m: 1:05.35 (16.91)			
-	 Sasamoto ...	17		Enterprise ...	0.66	Entry: 1:09.42 -0.81
	25m: 16.23		50m: 33.31 (17.08)			
	75m: 50.81 (17.50)		100m: 1:08.61 (17.80)			
-	 Pullan Maisie	17		Heretaunga...	0.71	Entry: 1:10.27 -1.61
	25m: 15.66		50m: 32.54 (16.88)			
	75m: 50.75 (18.21)		100m: 1:08.66 (17.91)			
-	 Kinsella Eva	17		Comet Swi...	0.71	Entry: 1:10.62 +0.56
	25m: 16.41		50m: 33.97 (17.56)			
	75m: 52.40 (18.43)		100m: 1:11.18 (18.78)			
-	 Mill Georgia	16		Trojans Swi...	0.65	Entry: 1:11.04 -2.19
	25m: 16.48		50m: 33.75 (17.27)			
	75m: 51.39 (17.64)		100m: 1:08.85 (17.46)			

-	 Standen Al...	12		Carterton S...	0.84	DSQ
-	 Gill Aubree	10		Heretaunga...	0.87	DSQ
-	 Moli Archie...	9		Trojans Swi...	0.67	DSQ